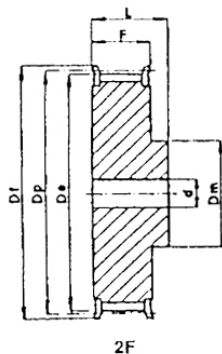


4.04 Poleas tipo XH

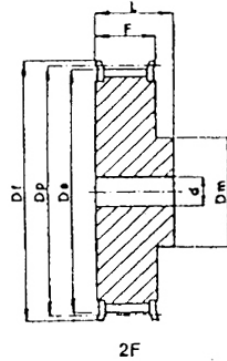
Poleas dentadas.



XH 200 Paso 7/8" (22,22 mm)

Material	CODIGO	TIPO	DIENTES	D_p	D_e	D_f	D_m	F	L	d	N.º VALONA	Kg.
ACERO	18 XH 200	2 F	18	127,34	124,55	138	100	65	80	24	401	6,00
	19 XH 200	2 F	19	134,41	131,62	146	100	65	80	24	402	6,60
	20 XH 200	2 F	20	141,49	138,69	154	100	65	80	24	403	7,30
	21 XH 200	2 F	21	148,56	145,77	160	110	65	80	24	404	8,00
	22 XH 200	2 F	22	155,64	152,84	168	110	65	80	24	405	8,80
	24 XH 200	2 F	24	169,79	166,99	183	120	65	80	24	406	10,60
	25 XH 200	2 F	25	176,86	174,07	188	120	65	80	24	407	11,50
	26 XH 200	2 F	26	183,93	181,14	198	120	65	80	24	409	12,30
	27 XH 200	2 F	27	191,01	188,22	200	120	65	80	24	410	13,60
	28 XH 200	2 F	28	198,09	195,29	211	120	65	80	24	411	14,50
	30 XH 200	2 F	30	212,23	209,44	226	120	65	80	24	412	16,20
	32 XH 200	2 F	32	226,38	223,59	240	120	65	80	24	414	17,80
	34 XH 200	2 F	34	240,53	237,74	256	120	65	80	24	415	18,90
	FUNDICION											

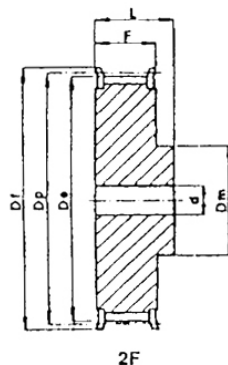
Poleas dentadas.



XH 300 Paso 7/8" (22,22 mm)

Material	CODIGO	TIPO	DIENTES	D_p	D_e	D_f	D_m	F	L	d	N.º VALONA	Kg.
ACERO	18 XH 200	2 F	18	127,34	124,55	138	100	92	110	28	401	8,90
	19 XH 200	2 F	19	134,41	131,62	146	100	92	110	28	402	9,20
	20 XH 200	2 F	20	141,49	138,69	154	100	92	110	28	403	9,50
	21 XH 200	2 F	21	148,56	145,77	160	110	92	110	28	404	10,80
	22 XH 200	2 F	22	155,64	152,84	168	110	92	110	28	405	12,30
	24 XH 200	2 F	24	169,79	166,99	183	120	92	110	28	406	14,20
	25 XH 200	2 F	25	176,86	174,07	188	120	92	110	28	407	15,50
	26 XH 200	2 F	26	183,93	181,14	198	120	92	110	28	409	16,70
	27 XH 200	2 F	27	191,01	188,22	200	120	92	110	28	410	18,50
	28 XH 200	2 F	28	198,09	195,29	211	150	92	110	28	411	20,30
	30 XH 200	2 F	30	212,23	209,44	226	150	92	110	28	412	23,90
	32 XH 200	2 F	32	226,38	223,59	240	150	92	110	28	414	26,60
	34 XH 200	2 F	34	240,53	237,74	256	150	92	110	28	415	31,50
	FUNDICION											

Poleas dentadas.



XH 400 Paso 7/8" (22,22 mm)

Material	CODIGO	TIPO	DIENTES	D_p	D_e	D_f	D_m	F	L	d	N.º VALONA	Kg.
ACERO	18 XH 400	2 F	18	127,34	124,55	138	100	119	132	32	401	9,60
	19 XH 400	2 F	19	134,41	131,62	146	100	119	132	32	402	10,80
	20 XH 400	2 F	20	141,49	138,69	154	100	119	132	32	403	12,00
	21 XH 400	2 F	21	148,56	145,77	160	110	119	132	32	404	13,30
	22 XH 400	2 F	22	155,64	152,84	168	110	119	132	32	405	14,90
	24 XH 400	2 F	24	169,79	166,99	183	120	119	132	32	406	17,90
	25 XH 400	2 F	25	176,86	174,07	188	120	119	132	32	407	19,60
	26 XH 400	2 F	26	183,93	181,14	198	120	119	132	32	409	21,20
	27 XH 400	2 F	27	191,01	188,22	200	120	119	132	32	410	22,80
	28 XH 400	2 F	28	198,09	195,29	211	150	119	132	32	411	24,70
	30 XH 400	2 F	30	212,23	209,44	226	150	119	132	32	412	28,80
	32 XH 400	2 F	32	226,38	223,59	240	150	119	132	32	414	32,70
	34 XH 400	2 F	34	240,53	237,74	256	150	119	132	32	415	36,70
	FUNDICION											